



68,943 persons

Labour force



3.8%

Unemployment rate



2,642 persons

Unemployment numbers

Source: Australian Government
National Skills Commission, Small
Area Labour Markets

Jun qtr 2023

Employment



\$65,914

Average total personal
income

\$55,316

Median total personal
income

Source: ABS, Estimates of Personal
Income for Small Areas, 2016-20

Financial year

2019-20

Health care and social assistance

Largest employing
industry (16.5%)

Health care and social assistance

Greatest increase
employed persons
(29.6% 2016-2021)

Health care and social assistance

Greatest increase
employed persons
(2,056 persons)

Professionals

Largest occupational
group (9,089 persons)

2021 Census

Business



8,900

Registered businesses



19.0%

Registered construction
businesses



23.9%

Businesses reported
turnover \$0-\$50K

Source: ABS, Counts of Australian Businesses,
including Entries and Exits, Jun 2017 to Jun 2023

As at 30 June 2023

A liveable region



Capricorn Coast and Rockhampton Region

Source: The State of Queensland (Queensland Treasury),
2015

Industry

Gross Regional
Product 2021-22



\$7.3B

Source: National Institute of Economic and Industry
Research (NIEIR)©



\$2.83B

Resource Industry contribution to GRP

Source: Queensland Resources Council 2022

Agriculture

Value of agricultural
production

\$239.8M



\$178.9M

Cattle and calves



\$10.2M

Pineapples

Financial year 2020-21

Source: ABS, Value of Agricultural
Commodities produced, 2020-21





124,675 persons
Estimated resident population 2022

1,171 persons
Ave annual population growth 2017-22

Source: ABS, Regional Population Growth, Australia


159,370 persons
Projected population 2046

1,463 persons
Ave annual population growth 2021-2046

Source: Queensland Government Population Projections, 2023 edition (medium series)

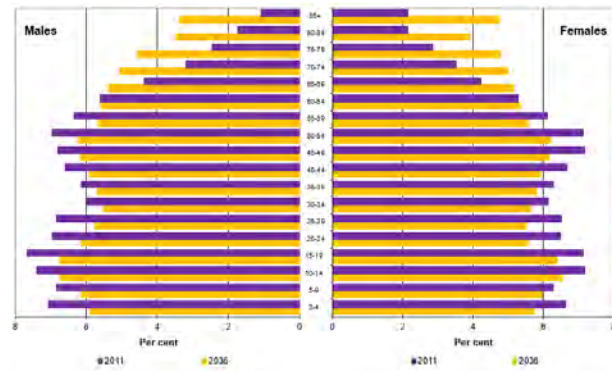
Demography

50% 50%



Females Males

Source: ABS, Census of Population and Housing, 2021



Education



56.6%

Population 15 years and over hold non-school qualifications

Engineering and related technologies

Most common field of qualification

Source: ABS, Census of Population and Housing, 2021

CQUniversity

Queensland's first dual sector university and TAFE

35,226 students


Higher education enrolments

7,199 students

Rockhampton Campus

Source: CQUniversity, 2020

Read the full report



Transport



11,373 vehicles
Yeppoon Rd

Highest average daily traffic count



1,520 vehicles
Bruce Highway (south)

Highest average daily traffic count - heavy vehicles

Source: DTMR, Traffic Census 2020



557,583 passengers

Rockhampton Airport 2022-23

Source: BITRE, Airport Traffic Data 1985-86 to 2022-23

Jun qtr 2023

\$405,000

Median house price

\$337,000

Median unit and townhouse price

\$230,000

Median vacant urban land price

Source: DNRM, Office of the Valuer-General, Property Sales

Dec qtr 2023

Median weekly rent

2 bedroom flats or units \$340

3 bedroom houses \$450

4 bedroom houses \$520

Source: Rental Tenancies Authority

Housing



Year ended Dec 2023

\$238.7M

Residential building approvals

\$143.3M

Non-residential building approvals

Source: ABS, Building Approvals

