



64,135 persons
Labour force



6.2%

Unemployment rate



3,977 persons
Unemployment numbers

Source: Dept of Employment, Small Area Labour Markets, Australia

Jun qtr 2021

Employment



\$61,870

Average total personal income

\$51,421

Median total personal income

Source: ABS, Estimates of Personal Income for Small Areas, 2017-18

Financial year

2017-18

Health care and social assistance

Largest employing industry (14.0%)

Mining

Greatest increase employed persons (17.8% 2011-2016)

Health care and social assistance

Greatest increase employed persons (579 persons)

Technicians and trade workers

Largest occupational group (8,462 persons)

2016 Census

Business



8,078

Registered businesses



18.2%

Registered construction businesses



26.2%

Businesses reported turnover \$0-\$50K

Source: ABS, Counts of Australian Businesses, including Entries and Exits, Jun 2015 to Jun 2019

Financial year 2019-20

A liveable region



Capricorn Coast and Rockhampton Region

Source: The State of Queensland (Queensland Treasury), 2015

Industry

Gross Regional Product 2019-20



\$6.8B

Source: National Institute of Economic and Industry Research (NIEIR)©, 2018/19



\$2.2B

Resource Industry contribution to GRP

Source: Queensland Resources Council 2020



Agriculture

Value of agricultural production

\$162.4M



\$129.3M

Cattle and calves



\$6.1M

Pineapples

Financial year 2015-16

Source: ABS, Value of Agricultural Commodities produced, 2015-2016



120,616 persons
Estimated resident population 2020

402 persons
Ave annual population growth 2015-20

Source: ABS, Regional Population Growth, Australia


159,893 persons
Projected population 2041

1,650 persons
Ave annual population growth 2016-2041

Source: Queensland Government Population Projections, 2018 edition (medium series)

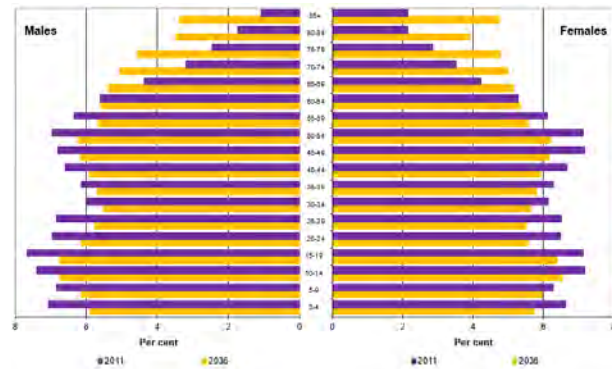
Demography

50% 50%



Females Males

Source: ABS, Census of Population and Housing, 2016



Education



54.1%

Population 15 years and over hold non-school qualifications

Engineering and related technologies

Most common field of qualification

Source: ABS, Census of Population and Housing, 2016

CQUniversity

Queensland's first dual sector university and TAFE

36,209 students


Higher education enrolments

6,888 students

Rockhampton Campus

Source: CQUniversity, 2019

Read the full report



Transport



11,373 vehicles
Yeppoon Rd

Highest average daily traffic count



1,520 vehicles
Bruce Highway (south)

Highest average daily traffic count - heavy vehicles

Source: DTMR, Traffic Census 2020



275,771 passengers

Rockhampton Airport 2020

Source: BITRE, Airport Traffic Data 1985 to 2020

Mar qtr 2021

\$330,000

Median house price

\$270,000

Median unit and townhouse price

\$178,500

Median vacant urban land price

Source: DNRM, Office of the Valuer-General, Property Sales

Jun qtr 2021

Median weekly rent

2 bedroom flats or units **\$270**

3 bedroom houses **\$350**

4 bedroom houses **\$420**

Source: Rental Tenancies Authority

Housing



Year ended Jun 2021

\$323.6 M

Residential building approvals

\$114.2 M

Non-residential building approvals

Source: ABS, Building Approvals

